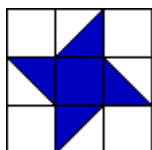


Block of the Month

May 1997 - 6" Block







Friendship Star

Make this Block in other sizes



To make this Block in other sizes, select the finished Block size and substitute the Block components in the column below the desired Block size in the Block directions.

Block Component/Finished Block Size	3"	4-1/2"	9"	12"	15"	18"
	one 1-1/2" square of the focus fabric	one 2" square of the focus fabric	one 3-1/2" square of the focus fabric	one 4-1/2" square of the focus fabric	one 5-1/2" square of the focus fabric	one 6-1/2" square of the focus fabric
	four 1-1/2" squares of the background fabric	four 2" squares of the background fabric	four 3-1/2" squares of the background fabric	four 4-1/2" squares of the background fabric	four 5-1/2" squares of the background fabric	four 6-1/2" squares of the background fabric
	one 1-7/8" x 3-3/4" rectangle of the focus fabric	one 2-3/8" x 4-3/4" rectangle of the focus fabric	one 3-7/8" x 7-3/4" rectangle of the focus fabric	one 4-7/8" x 9-3/4" rectangle of the focus fabric	one 5-7/8" x 11-3/4" rectangle of the focus fabric	one 6-7/8" x 13-3/4" rectangle of the focus fabric
	one 1-7/8" x 3-3/4" rectangle of the background fabric	one 2-3/8" x 4-3/4" rectangle of the background fabric	one 3-7/8" x 7-3/4" rectangle of the background fabric	one 4-7/8" x 9-3/4" rectangle of the background fabric	one 5-7/8" x 11-3/4" rectangle of the background fabric	one 6-7/8" x 13-3/4" rectangle of the background fabric

Go back to the [Friendship Star page](#) and follow the directions for piecing the Block

© Susan E Traudt 2002



[World Wide Quilting Page](#) * [Block of the Month 1997](#)